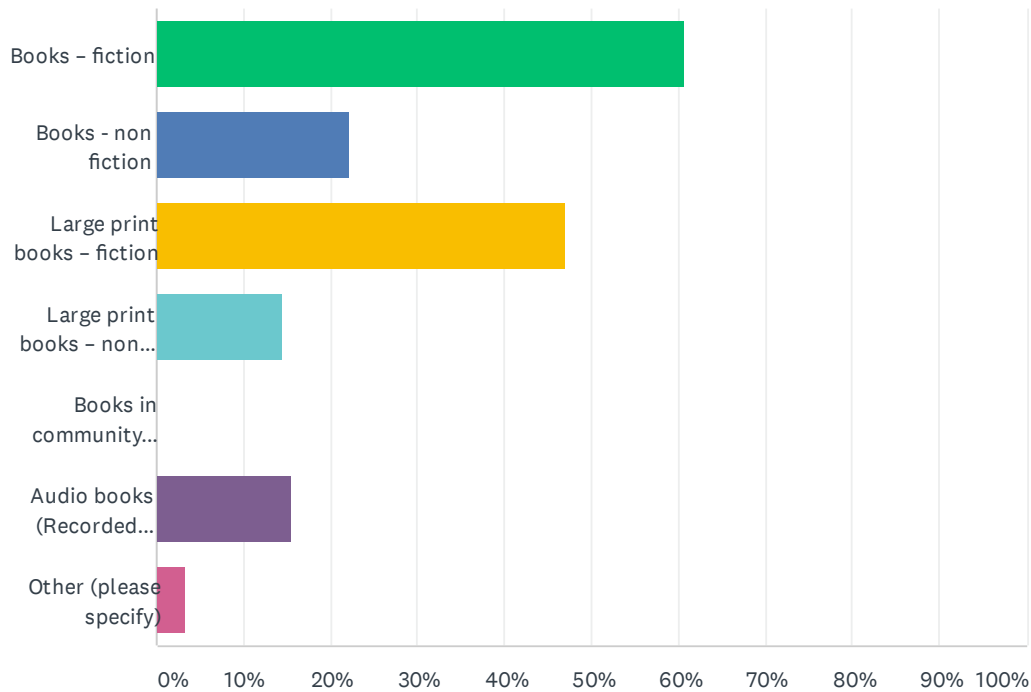


Q1 What materials did you borrow or use through the home library service?

Answered: 117 Skipped: 0



ANSWER CHOICES	RESPONSES	
Books – fiction	60.68%	71
Books - non fiction	22.22%	26
Large print books – fiction	47.01%	55
Large print books – non fiction	14.53%	17
Books in community languages	0.00%	0
Audio books (Recorded Books)	15.38%	18
Other (please specify)	3.42%	4
Total Respondents: 117		

Q2 What other services would you like to receive through the home library service?

Answered: 53 Skipped: 64

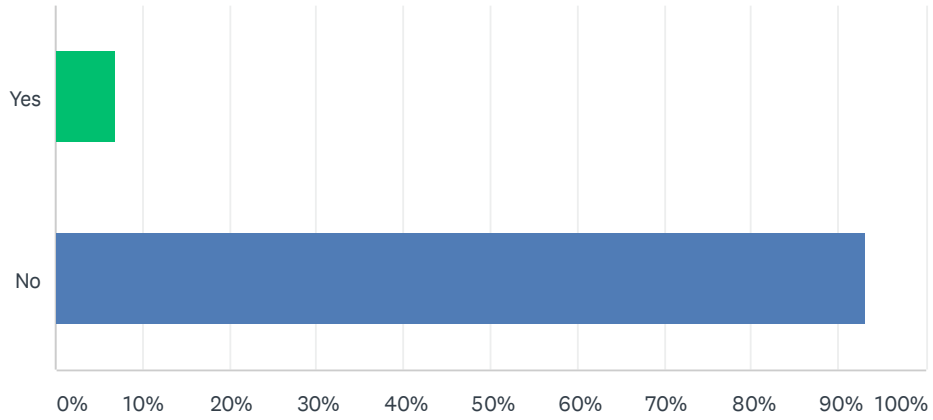
The full survey results for all quantitative questions are supplied in this appendix.

Where results are not included for a question, this means it is a question where respondents could write free text answers.

For confidentiality, this has not been included in the appendix. Free text answers were analysed and have been referred to as direct quotations or via themes in the RedQuadrant report.

Q3 Do you use any online library services at home?

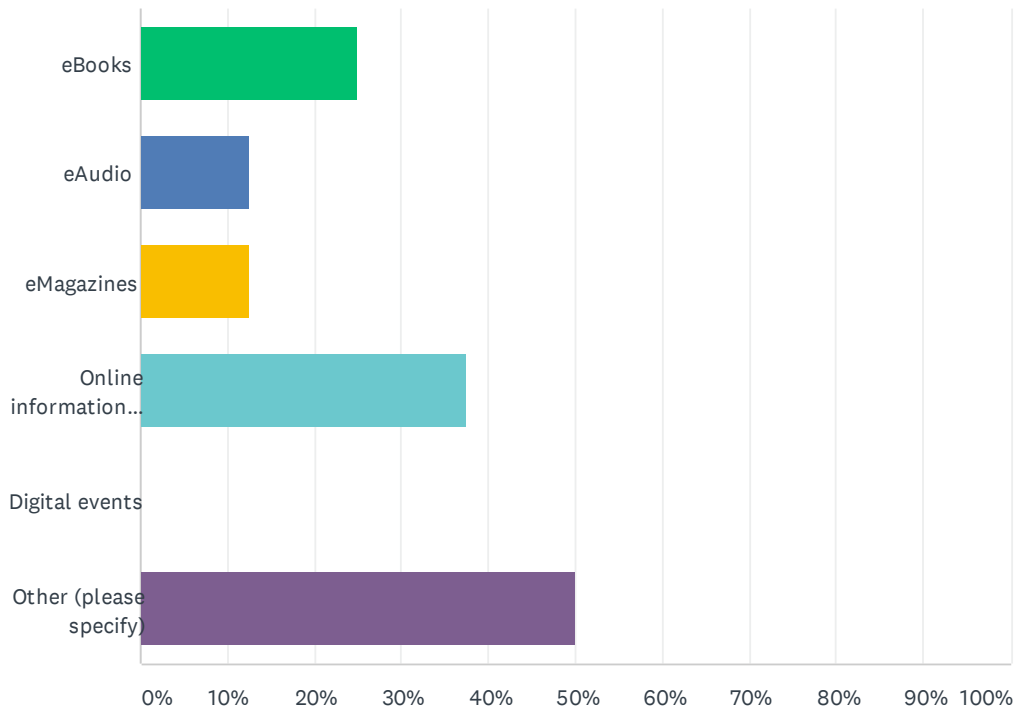
Answered: 117 Skipped: 0



ANSWER CHOICES	RESPONSES
Yes	6.84% 8
No	93.16% 109
TOTAL	117

Q4 What online library services do you use at home? (Please tick all that apply)

Answered: 8 Skipped: 109



ANSWER CHOICES	RESPONSES	
eBooks	25.00%	2
eAudio	12.50%	1
eMagazines	12.50%	1
Online information resources	37.50%	3
Digital events	0.00%	0
Other (please specify)	50.00%	4
Total Respondents: 8		

Q5 Please tell us the reason(s) why you don't tend to use these online services

Answered: 107 Skipped: 10

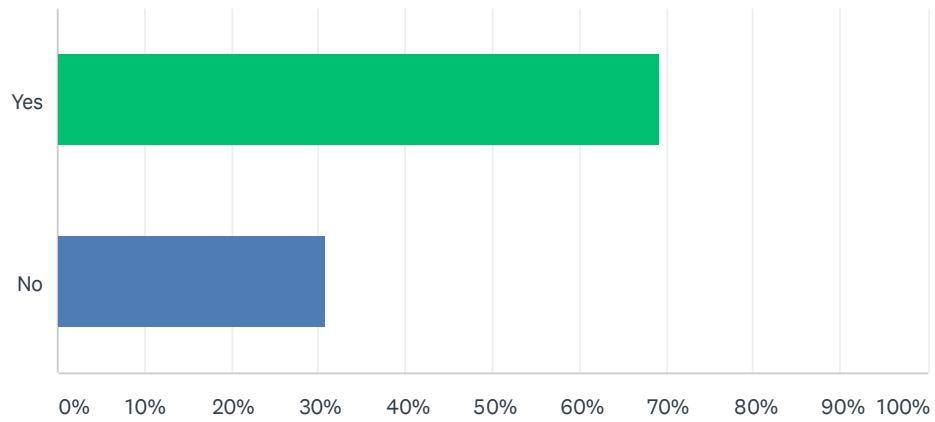
The full survey results for all quantitative questions are supplied in this appendix.

Where results are not included for a question, this means it is a question where respondents could write free text answers.

For confidentiality, this has not been included in the appendix. Free text answers were analysed and have been referred to as direct quotations or via themes in the RedQuadrant report.

Q6 Have you requested specific items e.g. books by a specific author or a new bestselling book?

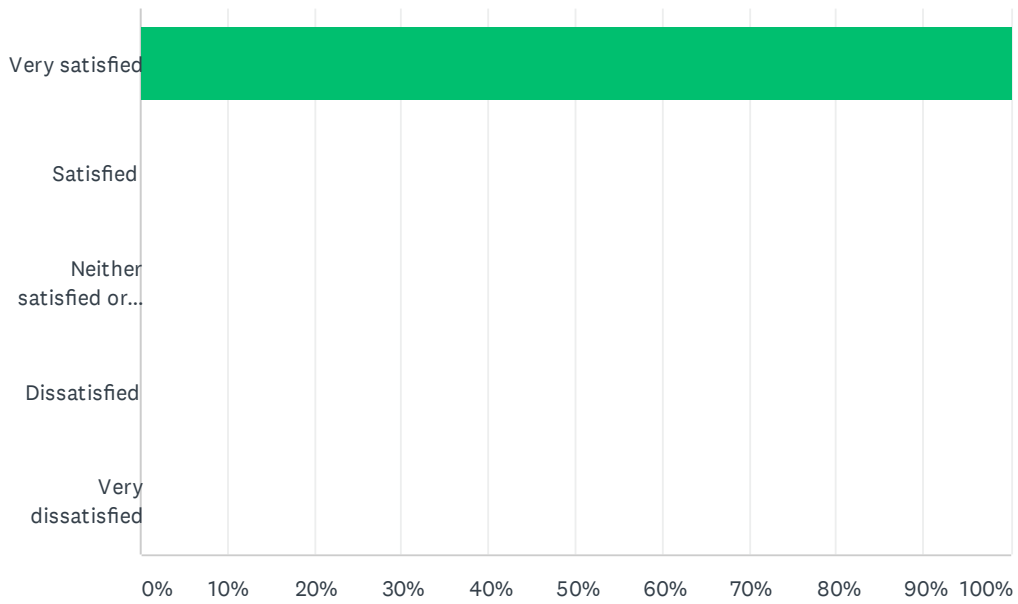
Answered: 117 Skipped: 0



ANSWER CHOICES	RESPONSES	
Yes	69.23%	81
No	30.77%	36
TOTAL		117

Q7 How satisfied have you been with the home library service provided to you?

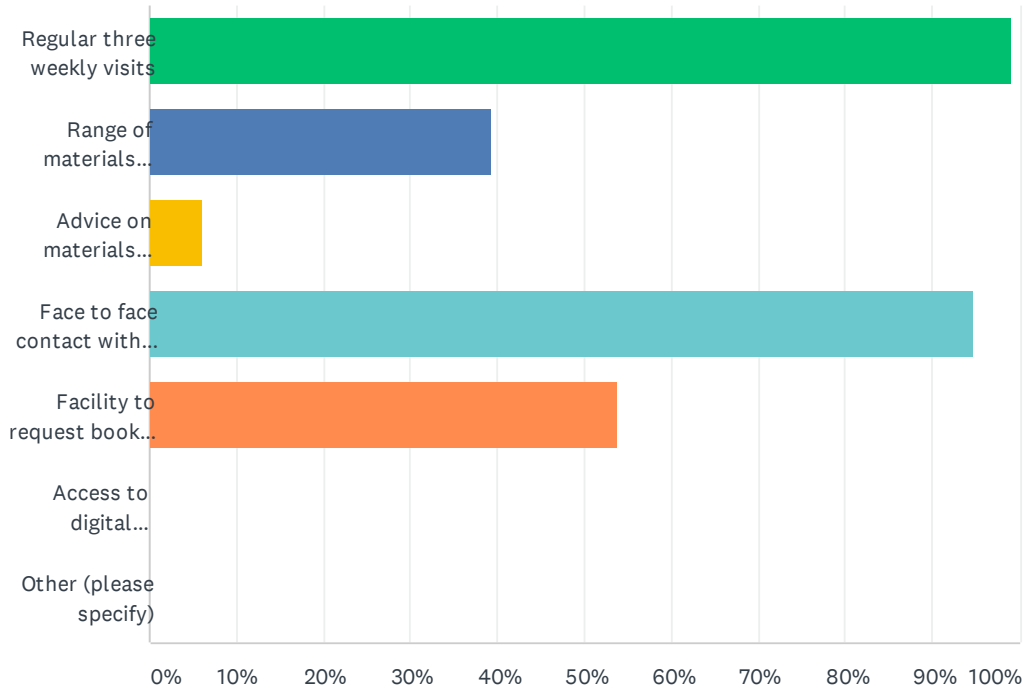
Answered: 117 Skipped: 0



ANSWER CHOICES	RESPONSES	
Very satisfied	100.00%	117
Satisfied	0.00%	0
Neither satisfied or dissatisfied	0.00%	0
Dissatisfied	0.00%	0
Very dissatisfied	0.00%	0
TOTAL		117

Q8 Which of the following aspects of the home library service are the most important to you? (Choose up to 3)

Answered: 117 Skipped: 0



ANSWER CHOICES	RESPONSES	
Regular three weekly visits	99.15%	116
Range of materials available on the day	39.32%	46
Advice on materials available from home visit staff and volunteers	5.98%	7
Face to face contact with home visit staff and volunteers	94.87%	111
Facility to request books and other materials to be supplied on future visits	53.85%	63
Access to digital resources in addition to home visits	0.00%	0
Other (please specify)	0.00%	0
Total Respondents: 117		

Q9 Please add any additional comments in the box below

Answered: 102 Skipped: 15

The full survey results for all quantitative questions are supplied in this appendix.

Where results are not included for a question, this means it is a question where respondents could write free text answers.

For confidentiality, this has not been included in the appendix. Free text answers were analysed and have been referred to as direct quotations or via themes in the RedQuadrant report.

Q10 Please provide your postcode in the box below

Answered: 116 Skipped: 1

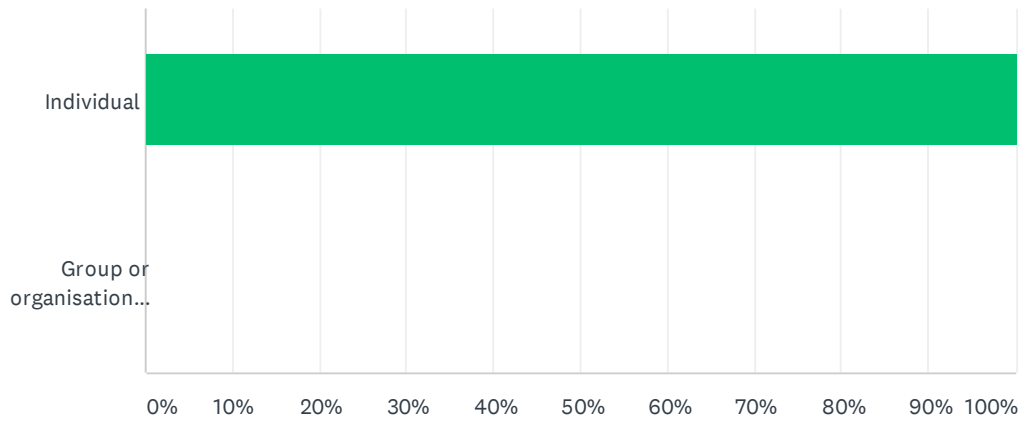
The full survey results for all quantitative questions are supplied in this appendix.

Where results are not included for a question, this means it is a question where respondents could write free text answers.

For confidentiality, this has not been included in the appendix. Free text answers were analysed and have been referred to as direct quotations or via themes in the RedQuadrant report.

Q11 Are you replying as an individual or on behalf of a group or organisation?

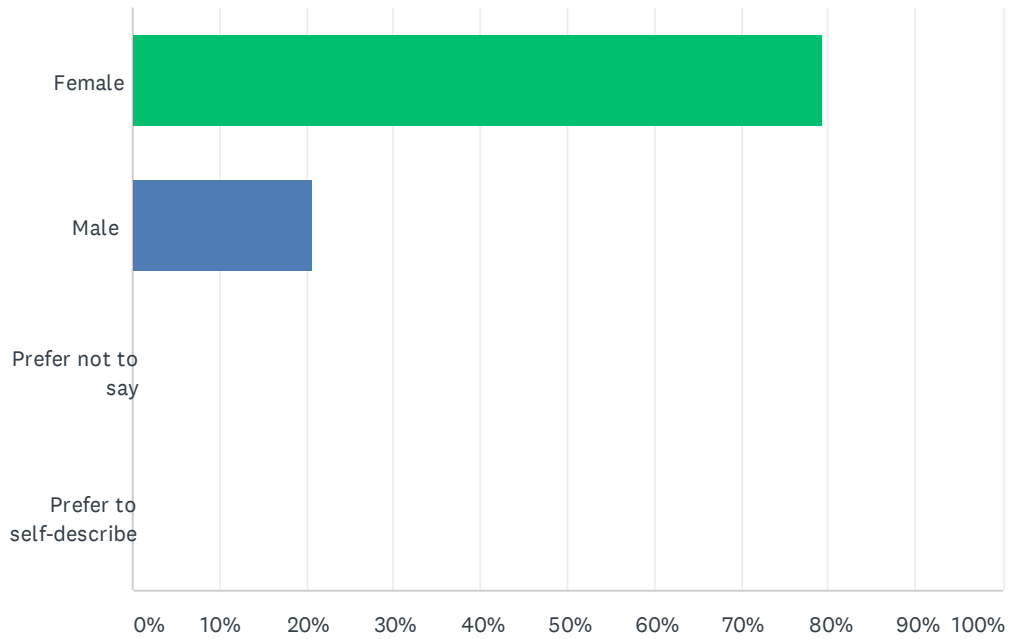
Answered: 112 Skipped: 5



ANSWER CHOICES	RESPONSES	
Individual	100.00%	112
Group or organisation – please insert name in box	0.00%	0
TOTAL		112

Q12 Are you:

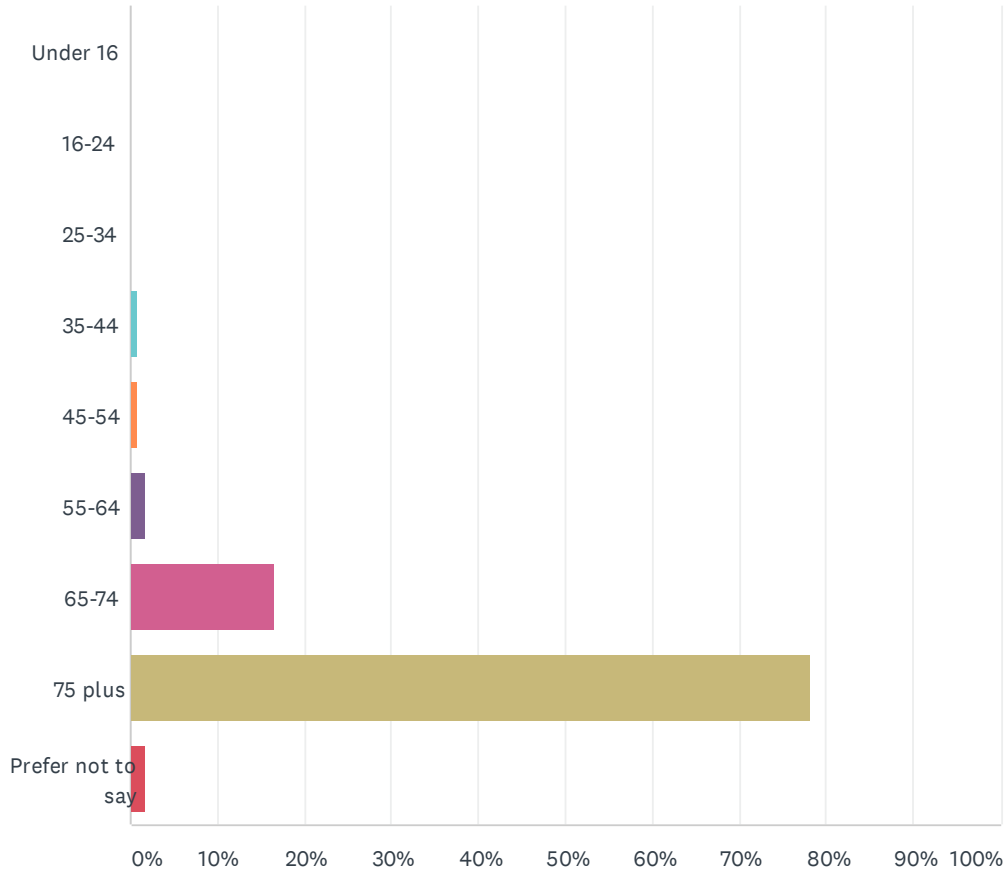
Answered: 116 Skipped: 1



ANSWER CHOICES	RESPONSES	
Female	79.31%	92
Male	20.69%	24
Prefer not to say	0.00%	0
Prefer to self-describe	0.00%	0
TOTAL		116

Q13 Which age group do you belong to?

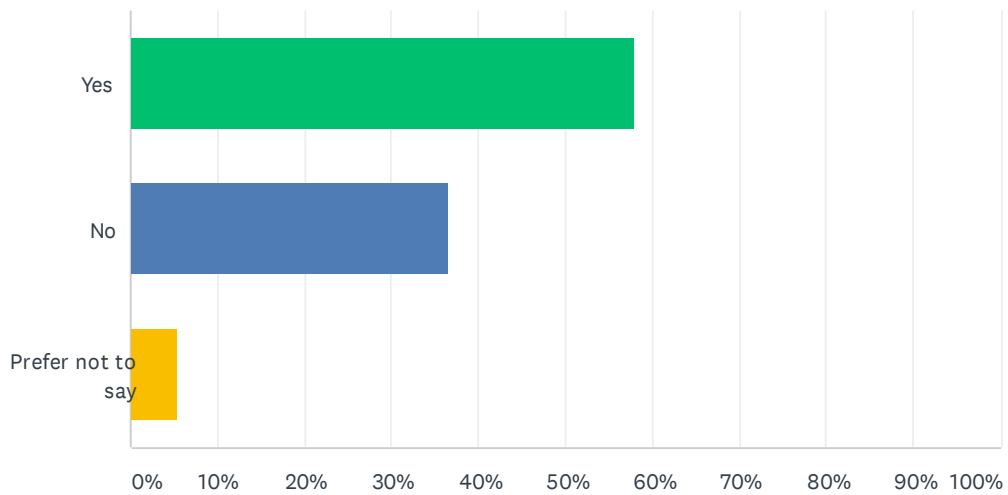
Answered: 115 Skipped: 2



ANSWER CHOICES	RESPONSES
Under 16	0.00% 0
16-24	0.00% 0
25-34	0.00% 0
35-44	0.87% 1
45-54	0.87% 1
55-64	1.74% 2
65-74	16.52% 19
75 plus	78.26% 90
Prefer not to say	1.74% 2
TOTAL	115

Q14 Do you have a disability, long-term illness or health problem (12 months or more) which limits your daily activities or the work you can do?

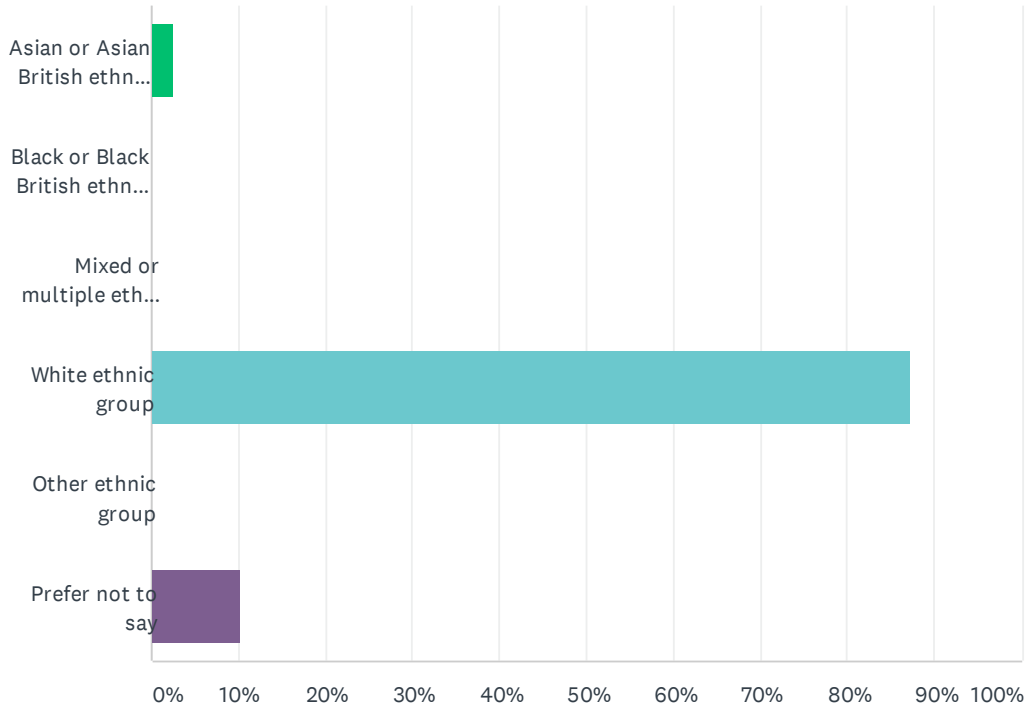
Answered: 112 Skipped: 5



ANSWER CHOICES		RESPONSES	
Yes		58.04%	65
No		36.61%	41
Prefer not to say		5.36%	6
TOTAL			112

Q15 What is your ethnic group?

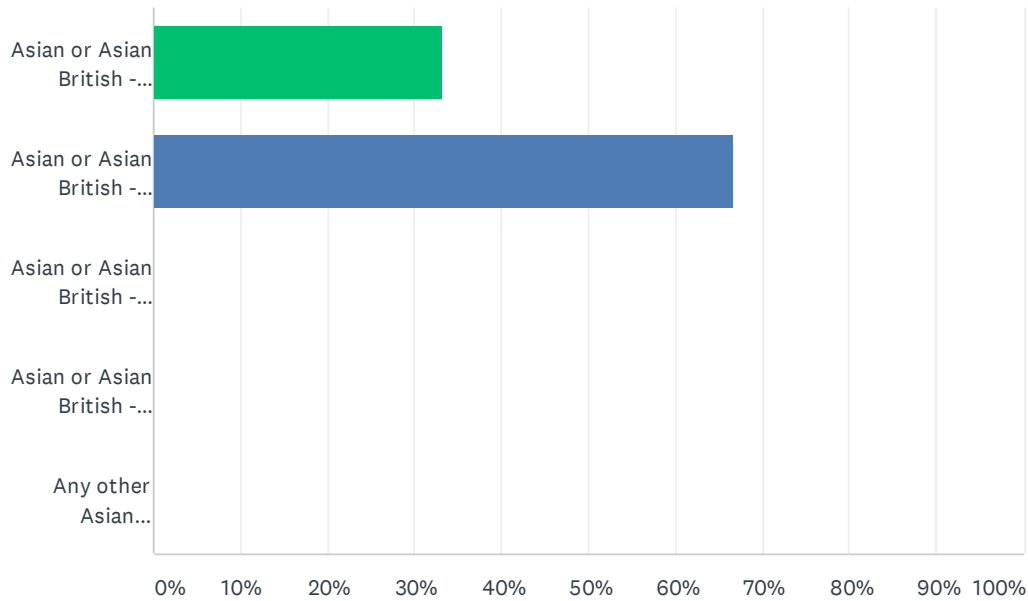
Answered: 117 Skipped: 0



ANSWER CHOICES	RESPONSES	
Asian or Asian British ethnic group	2.56%	3
Black or Black British ethnic group	0.00%	0
Mixed or multiple ethnic group	0.00%	0
White ethnic group	87.18%	102
Other ethnic group	0.00%	0
Prefer not to say	10.26%	12
TOTAL		117

Q16 What is your ethnic group?

Answered: 3 Skipped: 114



ANSWER CHOICES	RESPONSES	
Asian or Asian British - Indian	33.33%	1
Asian or Asian British - Pakistani	66.67%	2
Asian or Asian British - Bangladeshi	0.00%	0
Asian or Asian British - Chinese	0.00%	0
Any other Asian background (Please specify below)	0.00%	0
TOTAL		3

Q17 What is your ethnic group?

Answered: 0 Skipped: 117

 No matching responses.

ANSWER CHOICES	RESPONSES	
Black or Black British - African	0.00%	0
Black or Black British - Caribbean	0.00%	0
Black or Black British - Any other black background (Please specify below)	0.00%	0
TOTAL		0

Q18 What is your ethnic group?

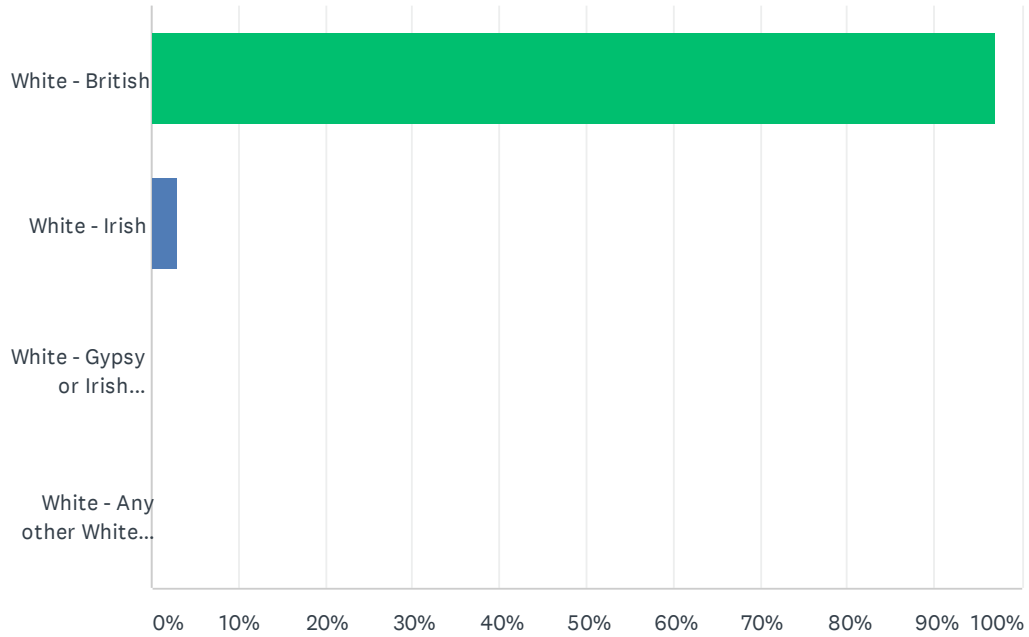
Answered: 0 Skipped: 117

 No matching responses.

ANSWER CHOICES	RESPONSES	
Mixed or multiple - White & Asian	0.00%	0
Mixed or multiple - White & Black African	0.00%	0
Mixed or multiple - White and Black Caribbean	0.00%	0
Mixed or multiple - Any other Mixed background (Please specify below)	0.00%	0
TOTAL		0

Q19 What is your ethnic group?

Answered: 102 Skipped: 15



ANSWER CHOICES	RESPONSES	
White - British	97.06%	99
White - Irish	2.94%	3
White - Gypsy or Irish Traveller	0.00%	0
White - Any other White background (Please specify below)	0.00%	0
TOTAL		102

Q20 What is your ethnic group?

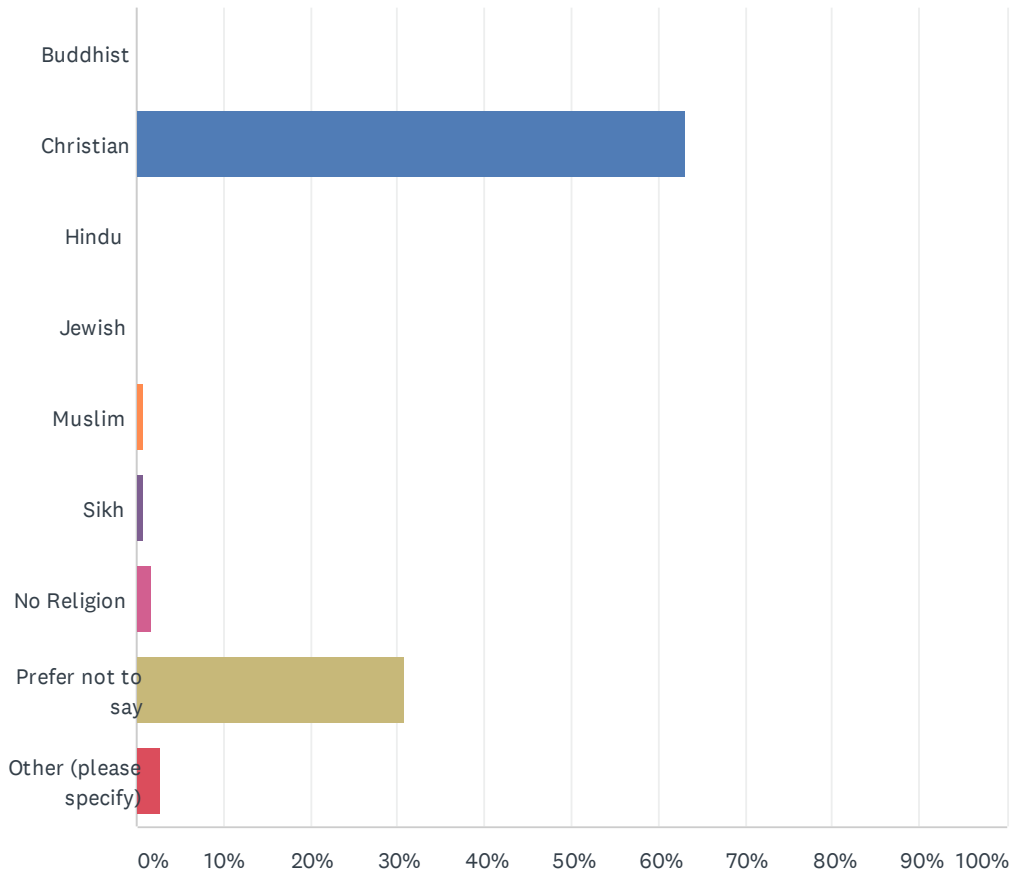
Answered: 0 Skipped: 117

 No matching responses.

ANSWER CHOICES	RESPONSES
Other ethnic group - Arab	0.00% 0
Any other ethnic background (Please specify below)	0.00% 0
TOTAL	0

Q21 What is your religion or belief?

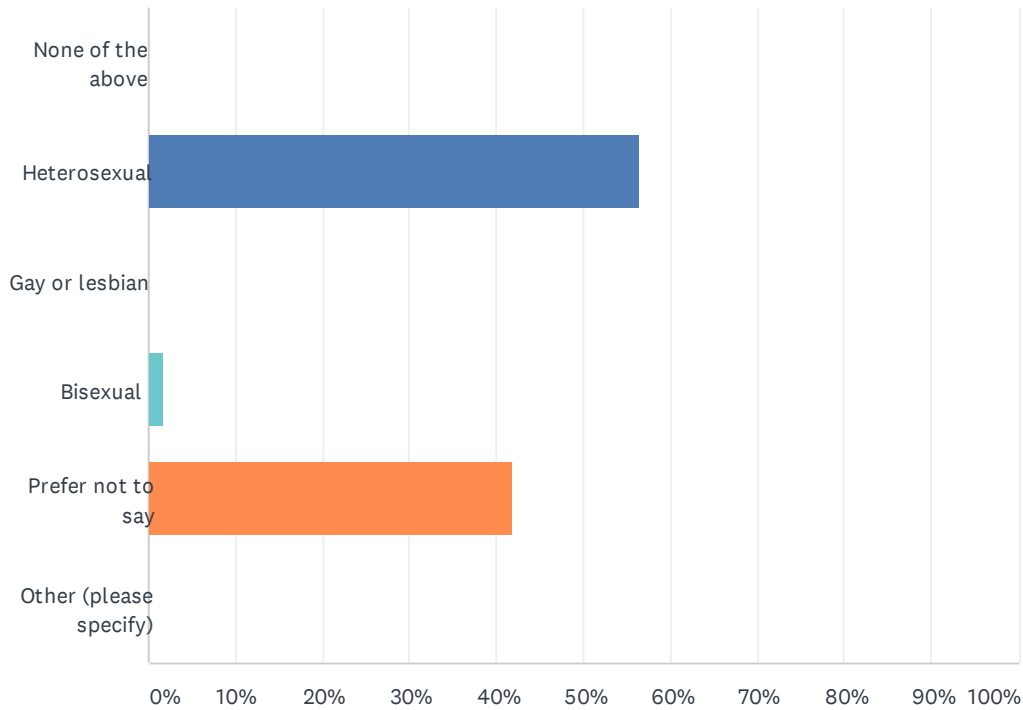
Answered: 114 Skipped: 3



ANSWER CHOICES	RESPONSES	
Buddhist	0.00%	0
Christian	63.16%	72
Hindu	0.00%	0
Jewish	0.00%	0
Muslim	0.88%	1
Sikh	0.88%	1
No Religion	1.75%	2
Prefer not to say	30.70%	35
Other (please specify)	2.63%	3
TOTAL		114

Q22 Which of the following best describes your sexual orientation?

Answered: 115 Skipped: 2



ANSWER CHOICES	RESPONSES	
None of the above	0.00%	0
Heterosexual	56.52%	65
Gay or lesbian	0.00%	0
Bisexual	1.74%	2
Prefer not to say	41.74%	48
Other (please specify)	0.00%	0
TOTAL		115