





Public Health
England

Public Health for Berkshire
Working together for health and wellbeing

NHS
East Berkshire
Clinical Commissioning Group

NHS
England

Berkshire Flu Workshop 2018/19



THE NHS
CONSTITUTION
the NHS belongs to us all

Time	Item	Speaker/Lead
09.45	Registration and coffee	
10.00	Welcome & Aims of the day	Jo Jefferies , Shared Public Health Team
10.05	Flu Activity and impact in Berkshire Winter 2018/19	Kitty Mohan, Thames Valley Health Protection Team, PHE South East
10.20	2018/19 flu vaccine uptake and system performance	NHSE Screening and Immunisation team
10.40	Key learning from across Berkshire	Berkshire East / West Flu Action Groups and providers
11.10	Commissioning Intentions	NHSE Screening and Immunisation team
11.40	Group work – preventing flu and improving vaccination uptake in eligible groups <ul style="list-style-type: none"> • Task 1 • Task 2 	ALL
12.10	Feedback and next steps	ALL
12.30	Summing up and close	Jo Jefferies

- Review and reflect on 2018/19 flu season
 - what went well?
 - what did not go so well?
- Understand local commissioning intentions for 2019-20
 - What has changed
 - Focus on priority groups
- Consider how we can improve uptake and reduce practice variation between practices
 - What can practices do?
 - What can CCGs do?
 - What can commissioners do?
 - What can Local Authorities do?

Influenza 2018-2019 Season

Dr. Kitty Mohan

PHE South East – Thames Valley HPT



2018-19 season

H1N1 main strain

H1N1 well matched by the vaccine (H3N2 was not)

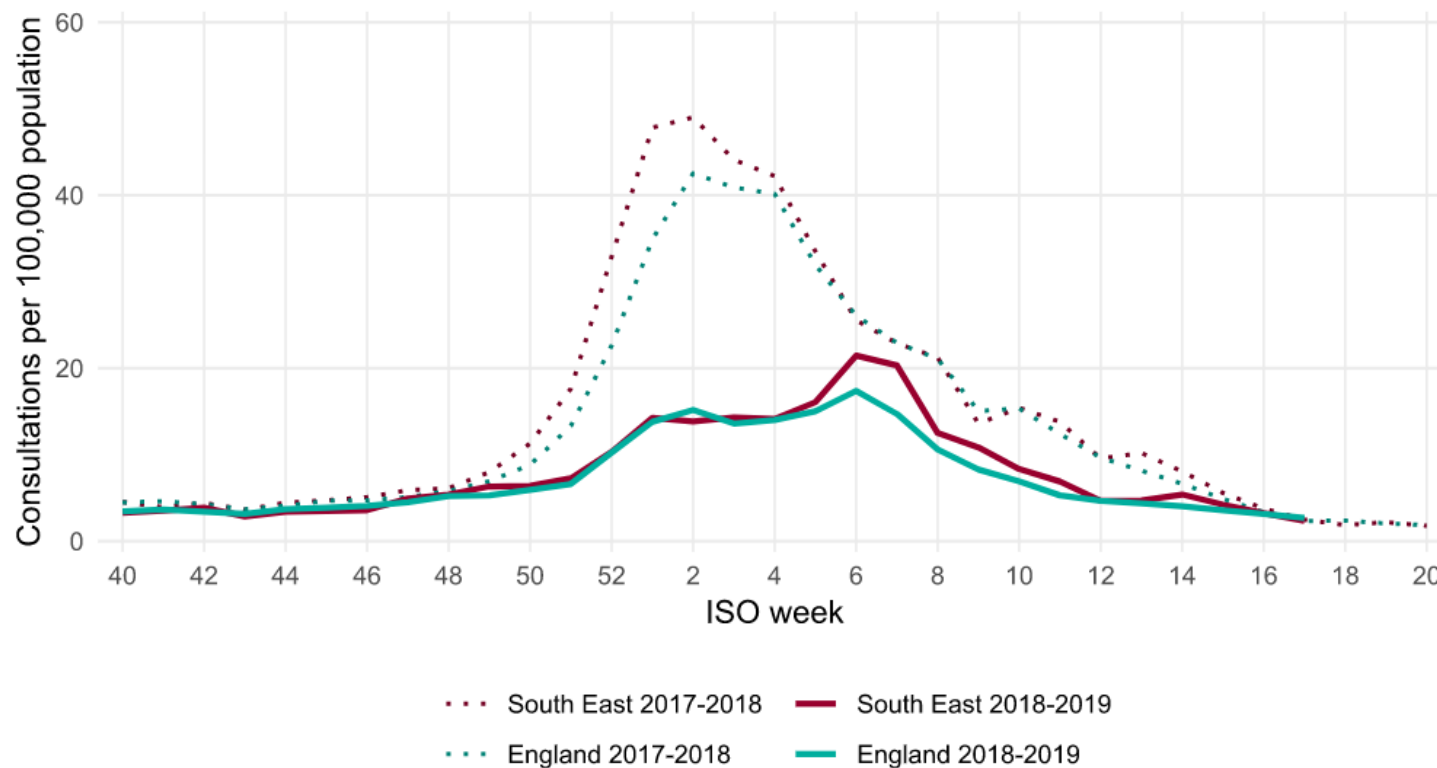
New aTIV vaccine for older adults

Very little flu B (good vax match)



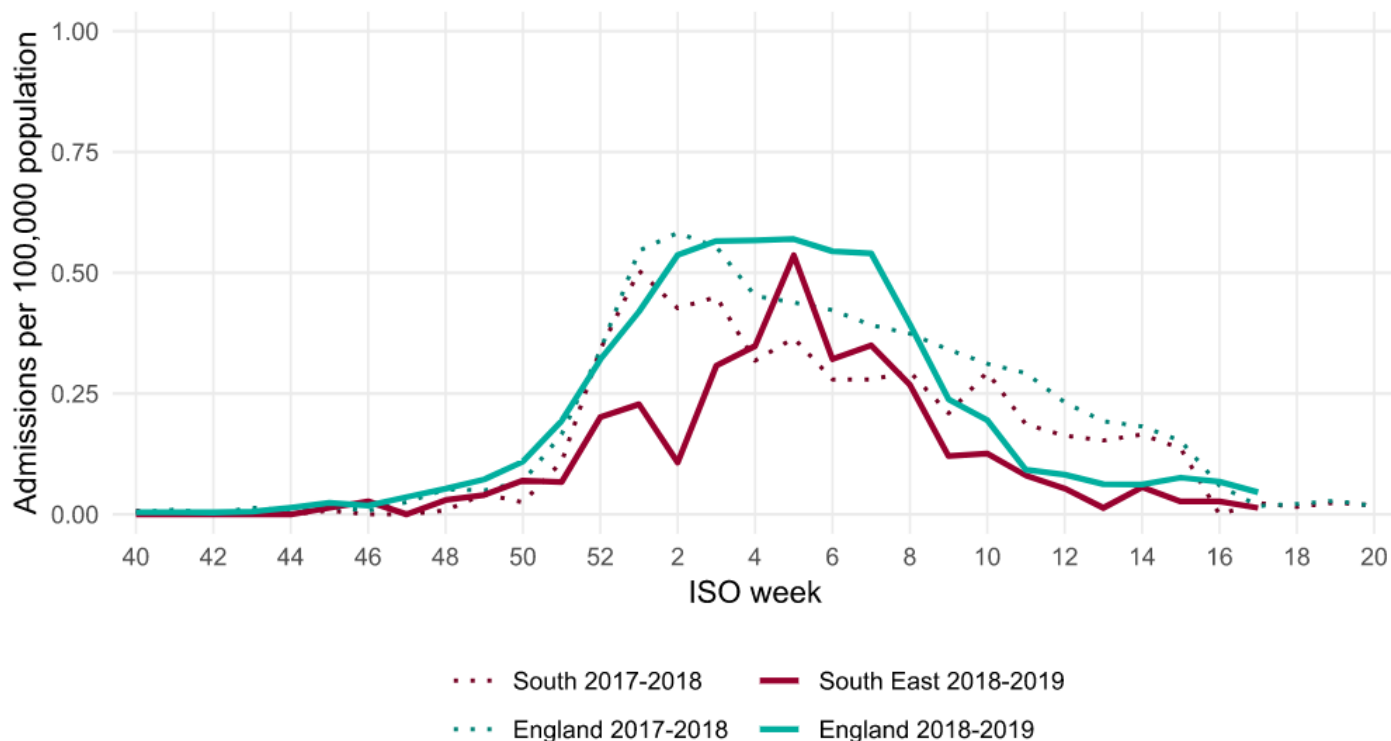
GP consultations

Figure 1. ILI consultation rate – GP in-hours syndromic surveillance system

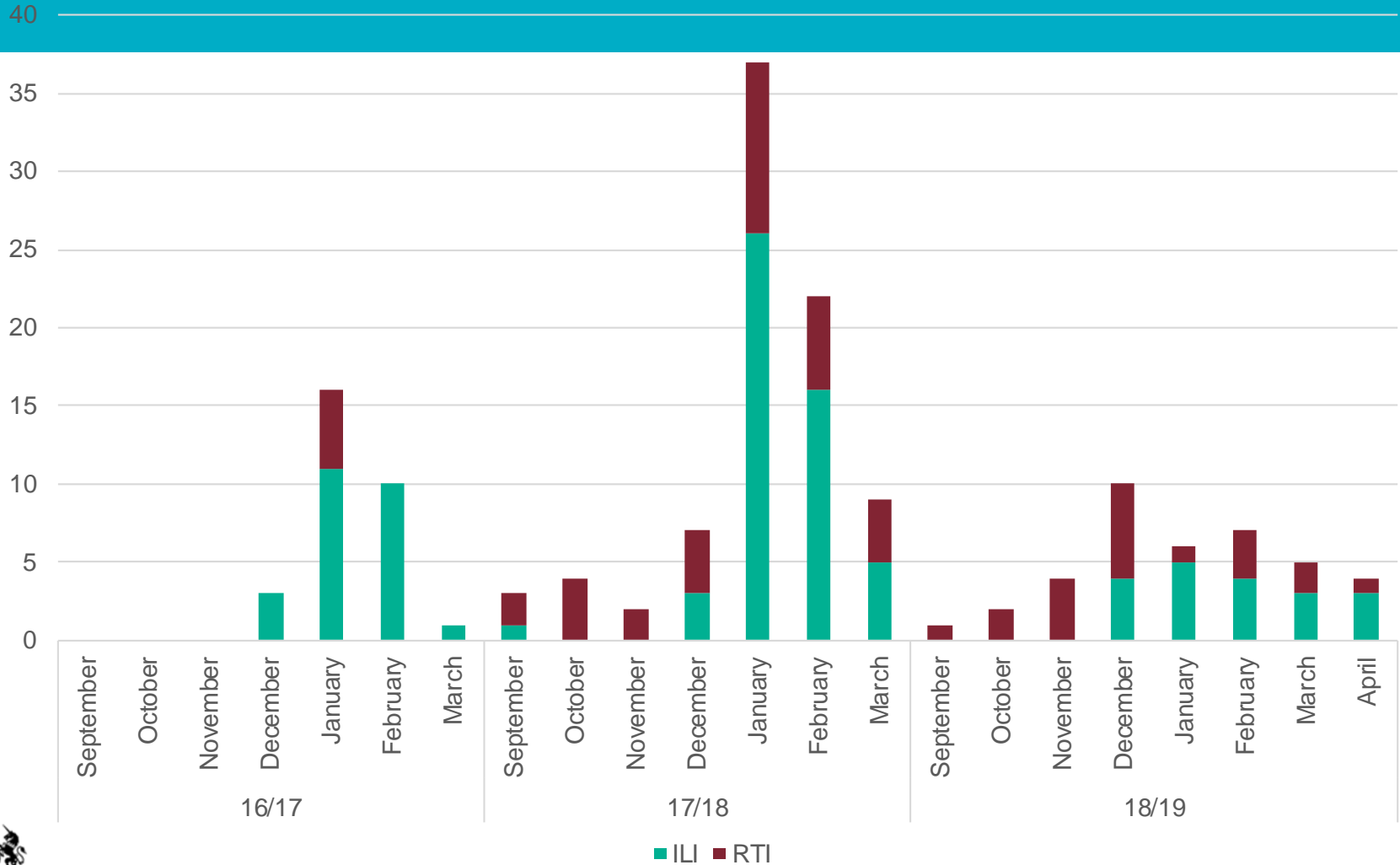


ICU/HDU admissions

Figure 2. ICU/HDU admissions with confirmed influenza – USISS mandatory scheme

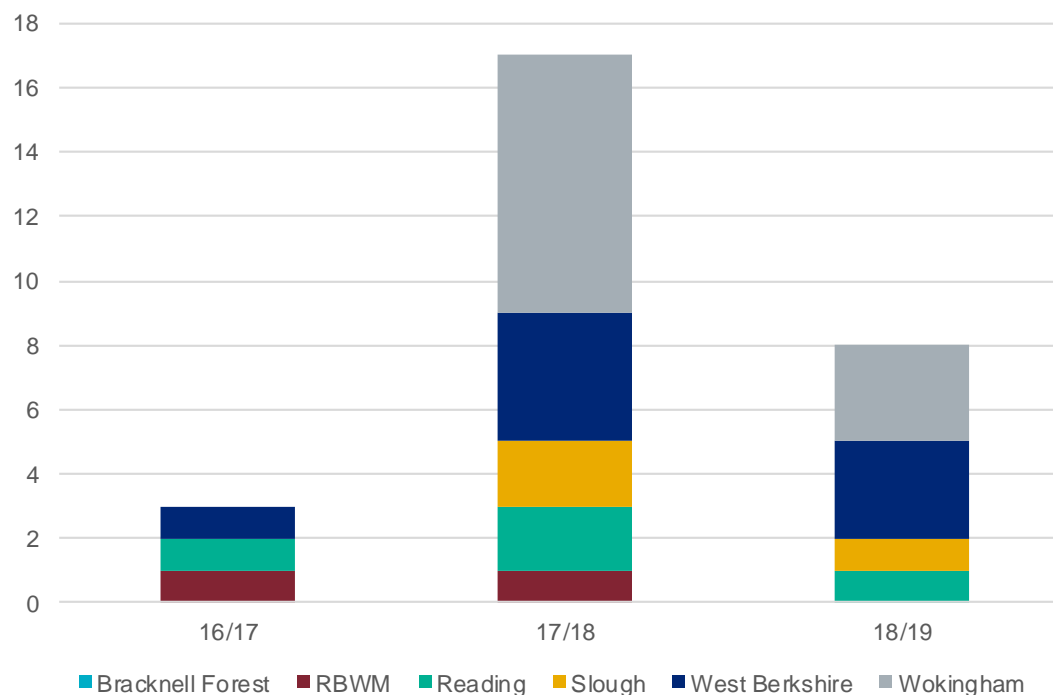


Thames Valley – Flu/RTI in the last 3 years



Berkshire

- Highest number of outbreaks reported in Wokingham (3)
- 7 of 8 outbreaks confirmed at flu A, additional 7 RTI outbreaks



Challenges for 2018/19 season


- 83 enquiries received about flu vaccines, common themes:
 - Errors – wrong vaccines given
 - Supply issues
 - Latex allergy
 - Usual questions about LAIV and immunosuppressed contacts, contraindications, etc
- Vaccine uptake



Feedback on local uptake of flu immunisation 2018-19

(data is provisional for 2018/19)





Picture in Thames Valley and Nationally

Eligible group	Cohort	Thames Valley			England		
		2018-19 (%)	2017-18 (%)	2016-17 (%)	2018-19 (%)	2017-18 (%)	2016-17 (%)
≥ 65 years	Number vaccinated	275,983.00	272,438	258,437	7,260,596	7,426,917	7,149,036
	Registered patients	375,935.00	368,125	358,460	10,087,978	10,235,533	10,137,798
	% Uptake	73.4	74	72.1	72	72.6	70.5
< 65 at risk	Number vaccinated	125,740	127,866	103,291	3,276,592	3,344,593	3,061,507
	Registered patients	260,864	255,373	201,412	6,820,919	6,836,969	6,294,417
	% Uptake	48.2	50.1	51.3	48	48.9	48.6
Pregnant women	Number vaccinated	12,490	13,608	11,275	293,359	303,875	299,382
	Registered patients	25,919	26,974	24,780	649,233	643,941	666,892
	% Uptake	48.2	50.4	45.5	47.2	44.9	44.9



CCG Level

Two Year Comparison of Seasonal Influenza Vaccination Uptake Rates

CCG	65 and over (%)			Under 65 at risk (%)			Pregnant women (%)			All Aged 2 (%)			All Aged 3 (%)		
	18-19	17-18	Variation	18-19	17-18	Variation	18-19	17-18	Variation	18-19	17-18	Variation	18-19	17-18	Variation
West Berkshire	74	74.5	-0.5	48.8	50.2	-1.4	48.5	49.0	-0.5	52.1	48.6	3.5	56.1	49.4	6.7
East Berkshire	69.5	71.6	-2.1	47.1	50.2	-3.1	42.3	45.6	-3.3	43.7	38.0	5.7	46.7	39.6	7.1

Data source: <https://www.gov.uk/government/statistics/seasonal-flu-vaccine-uptake-in-gp-patients-monthly-data-2018-to-2019>

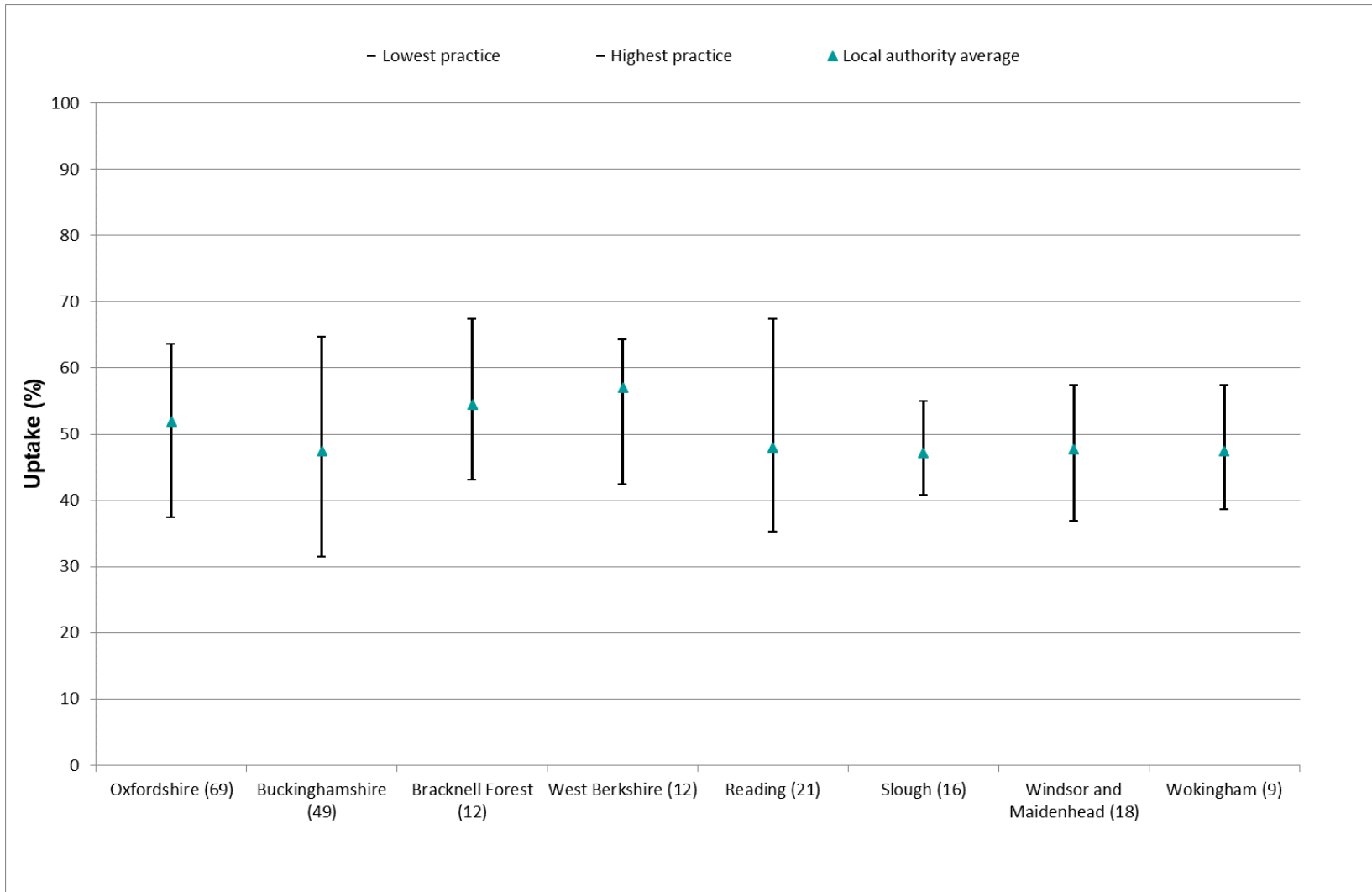
Two Year Comparison of Seasonal Influenza Vaccination Uptake Rates

CCG	2017/18				
	65 and over	Under 65 (at-risk only)	All Pregnant Women	All Aged 2 years	All Aged 3 years
BRACKNELL AND ASCOT	73.5	53.6	55.8	46.7	51.5
WINDSOR, ASCOT AND MAIDENHEAD	70.9	48.5	49.8	43.5	43.4
SLOUGH	69.9	48.5	35.9	26.1	27.9
NEWBURY AND DISTRICT	77.5	55.0	52.1	58.0	55.6
NORTH & WEST READING	75.0	49.9	48.1	47.5	49.3
SOUTH READING	70.4	48.3	43.9	36.9	40.1
WOKINGHAM	73.8	48.2	52.6	53.7	52.8

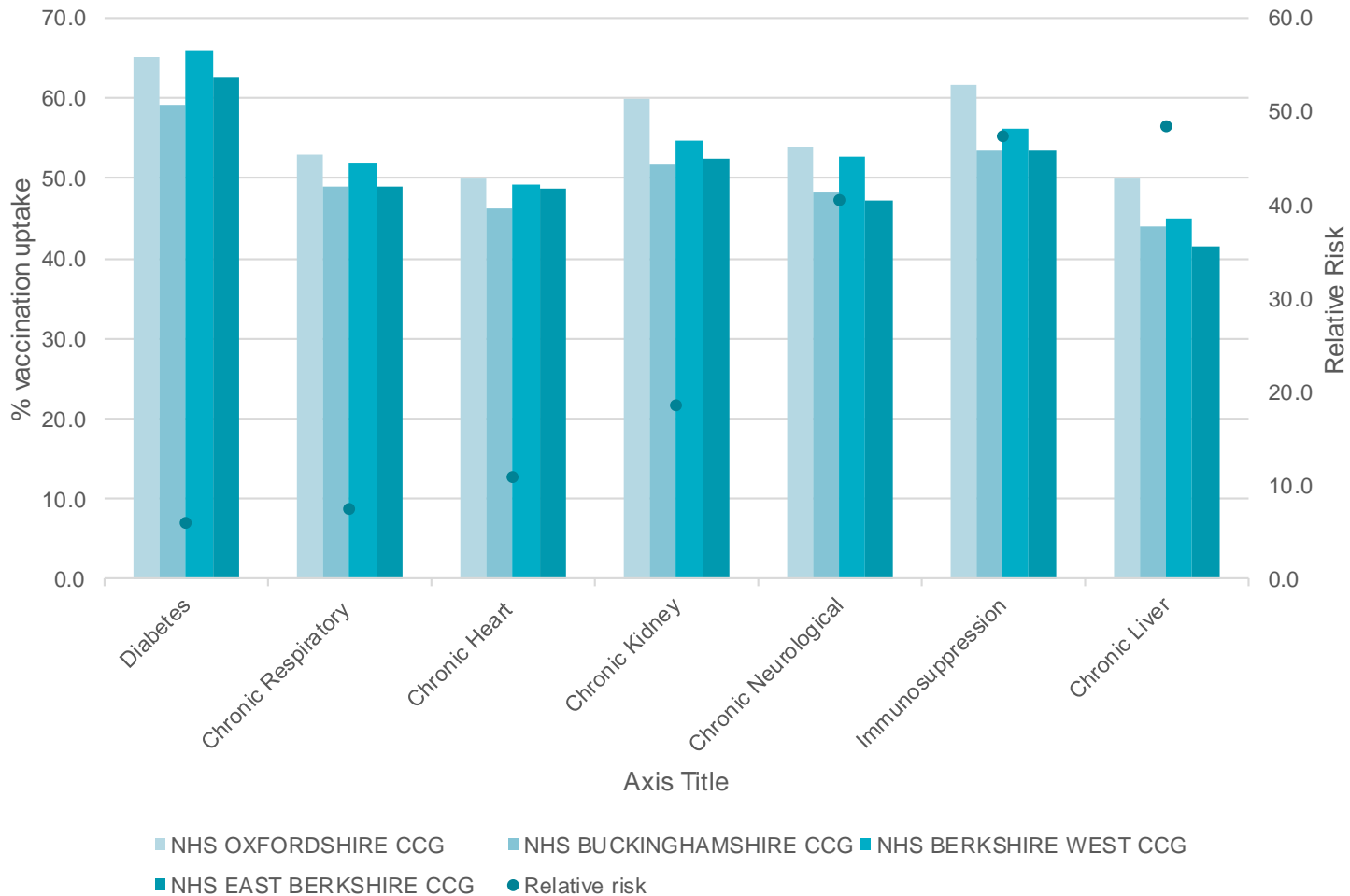
Local Authority	2018/19				
	65 and over	Under 65 (at-risk only)	All Pregnant Women	All Aged 2 years	All Aged 3 years
BRACKNELL AND ASCOT	72.4	52.8	48.6	55.6	58.7
WINDSOR, ASCOT AND MAIDENHEAD	71.4	47.4	44.6	51.7	53.3
SLOUGH	68	46.9	38.2	34.5	37.9
READING	71.8	47.3	46.5	44.4	48.7
WEST BERKSHIRE	76.9	56	51.7	61.2	65.3
WOKINGHAM	75.1	47.9	50.7	59	62.2

Data source: <https://www.gov.uk/government/statistics/seasonal-flu-vaccine-uptake-in-gp-patients-monthly-data-2018-to-2019>

2018/19 Uptake of seasonal flu vaccination for individuals aged under 65 years in clinical risk groups showing range of uptake within the LA's



Uptake in clinical risk groups 2018-19 by locality superimposed by influenza related mortality ratios (Age adjusted relative risk Sept 2010-May 2011)



Data source: <https://www.gov.uk/government/statistics/seasonal-flu-vaccine-uptake-in-gp-patients-monthly-data-2018-to-2019>

Additional Services in Thames Valley



Wexham maternity gave **155** and RBH gave **297** flu vaccinations

Email, letter or Fax




Kidney dialysis units delivered **317** Flu vaccinations across Thames Valley

Email



East Berkshire Pharmacies gave **5958** and Berkshire West pharmacies gave **8370** flu vaccinations

PharmOutcomes[®] or letter/fax



The 2018-19 flu vaccines composition

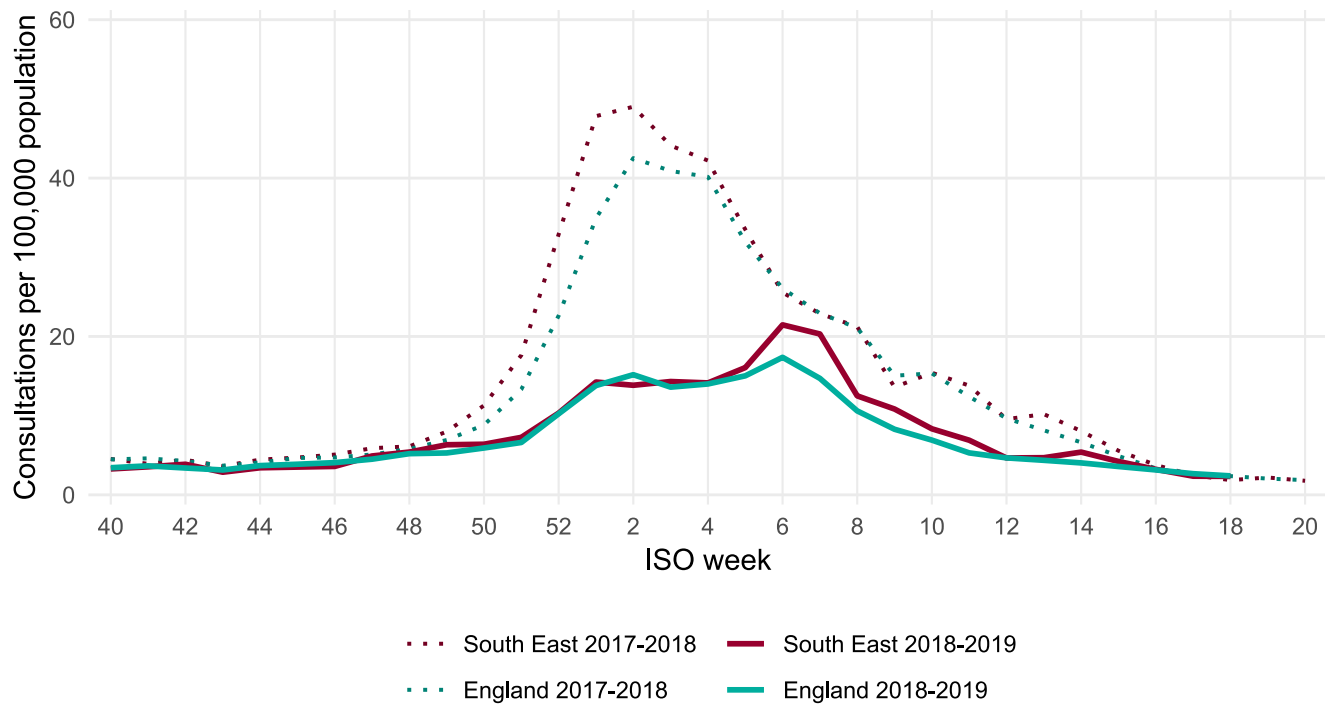
Quadrivalent vaccines contained the following four viruses:

- an A/Michigan/45/2015 (H1N1)pdm09-like virus
- an A/Singapore/INFIMH-16-0019/2016 (H3N2)-like virus
- a B/Colorado/06/2017-like virus (B/Victoria/2/87 lineage)
- a B/Phuket/3073/2013-like virus (B/Yamagata/16/88 lineage).

Trivalent vaccines contained three of the above strains but did not contain:

- B/Phuket/3073/2013-like virus (B/Yamagata/16/88 lineage).

GP consultations consultation rate -in-hours syndromic surveillance system



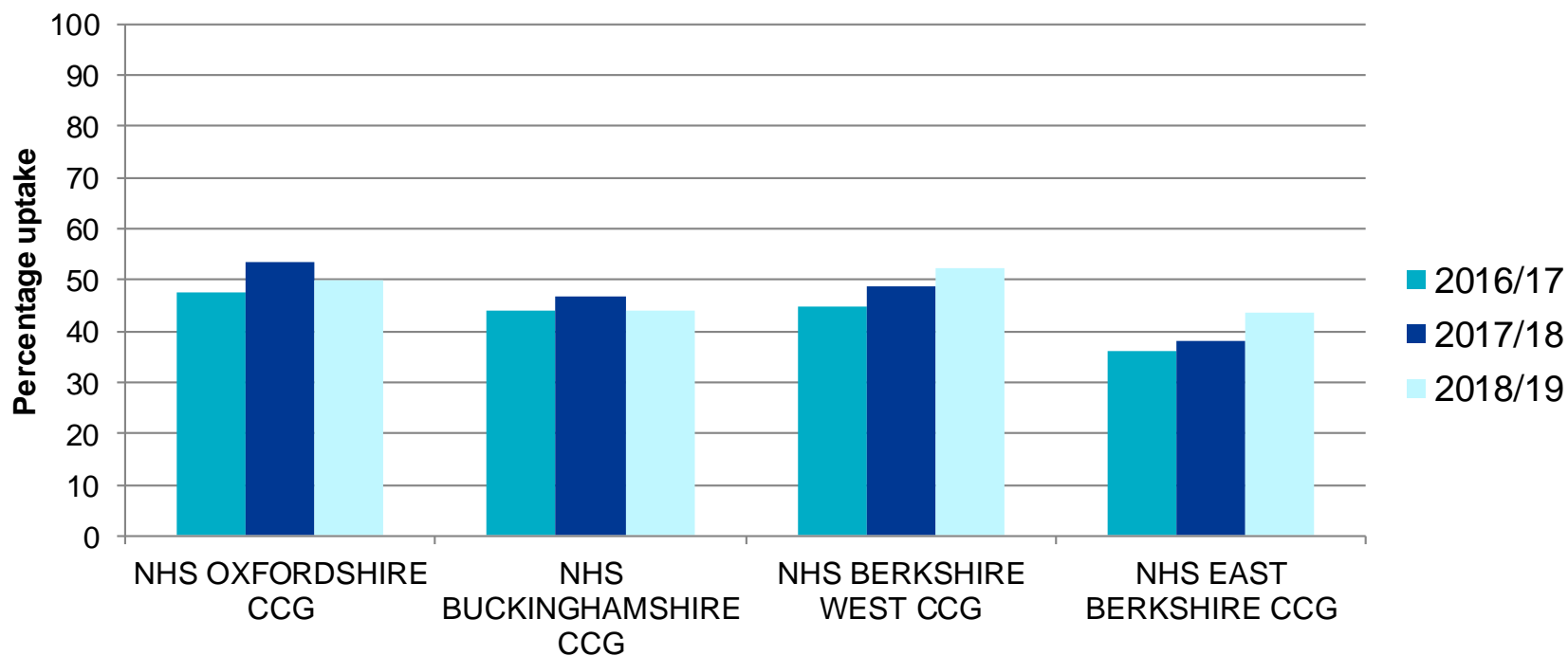
Evaluation findings of the promotional flu vaccination letter sent to parents of 2-3 in Berkshire

- NHS England South West and Thames Valley jointly composed a letter promoting the programme and informing parents/carers that their 2 or 3 year old was eligible for a flu vaccination
- CHIS were commissioned to send the letter to parents/carers of all 2 and 3 year olds in Berkshire.
- Berkshire was prioritised due to lower overall vaccine uptake rates and higher levels of deprivation compared to the rest of Thames Valley.
- The letter was sent in the week commencing 15th October 2018

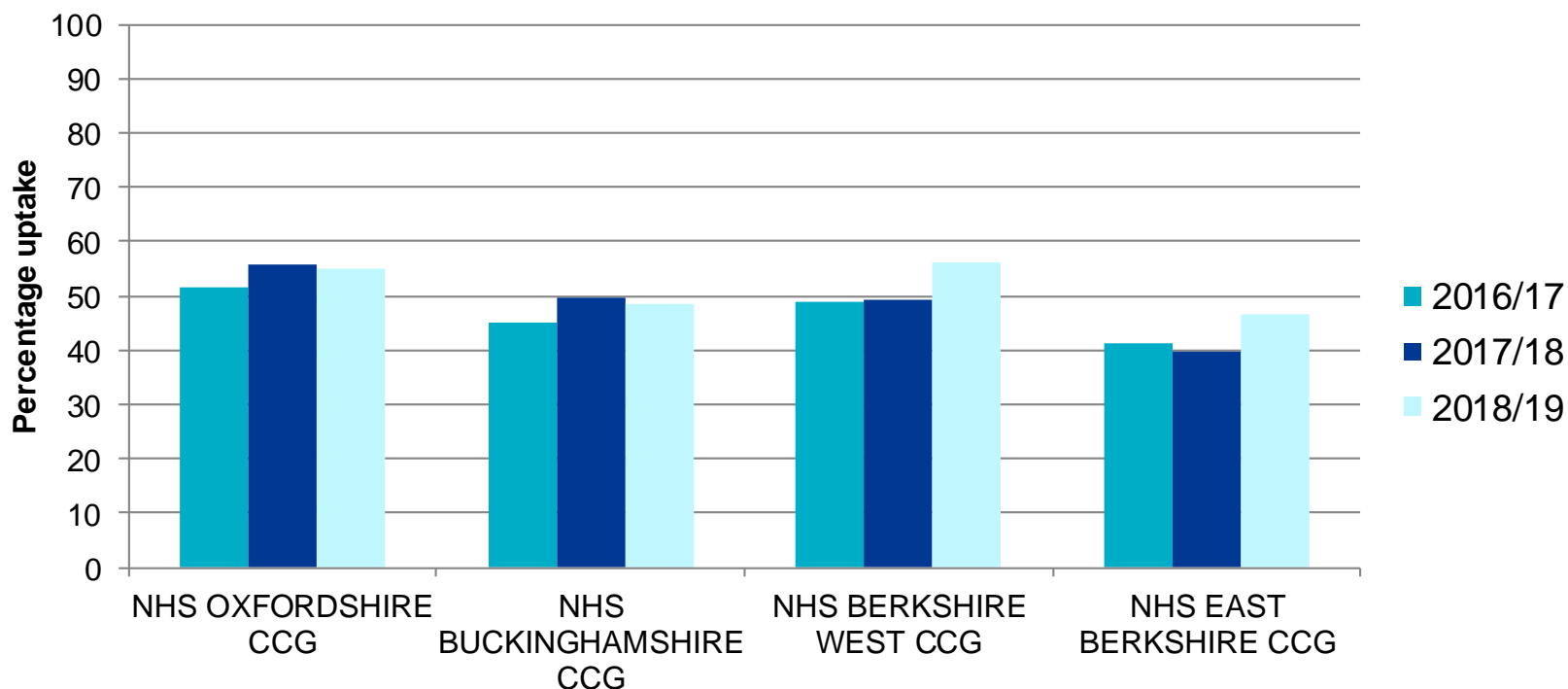
Change in flu vaccine uptake 2017/18 to 2018/19

	2 year olds			3 year olds		
	2017/18	2018/19	Change	2017/18	2018/19	Change
Oxfordshire CCG	53.5	49.9	-3.6	55.6	55.1	-0.5
Buckinghamshire CCG	46.6	43.9	-2.7	49.6	48.6	-1.0
Berkshire West CCG	48.6	52.1	3.5	49.4	56.1	6.7
East Berkshire CCG	38.0	43.7	5.7	39.6	46.7	7.1

Trend in the uptake of flu vaccine among 2 year olds




Trend in the uptake of flu vaccine among 3 year olds



Reflection and next steps

- Flu vaccination uptake among 2 and 3 year olds increased in Berkshire West and East Berkshire in 2018/19
- Vaccine uptake among 2 and 3 year olds reduced in both Buckinghamshire and Oxfordshire during the same time period
- The letter commissioned by CHIS to send to parents of 2 and 3 year olds is likely to have contributed to this increase in Berkshire
- A similar impact was seen parts of the South West who also commissioned the same letter
- No other clear explanation in how the 2 and 3 year old programme was run across Thames Valley in 2018/19 to account for this difference in uptake rates, apart from work undertaken by CHIS to improve vaccine uptake in Berkshire

Flu delivery in Thames Valley: The story in numbers



Berks = 74 476 children

Bucks = 41 766 children

Oxon = 48,573 children

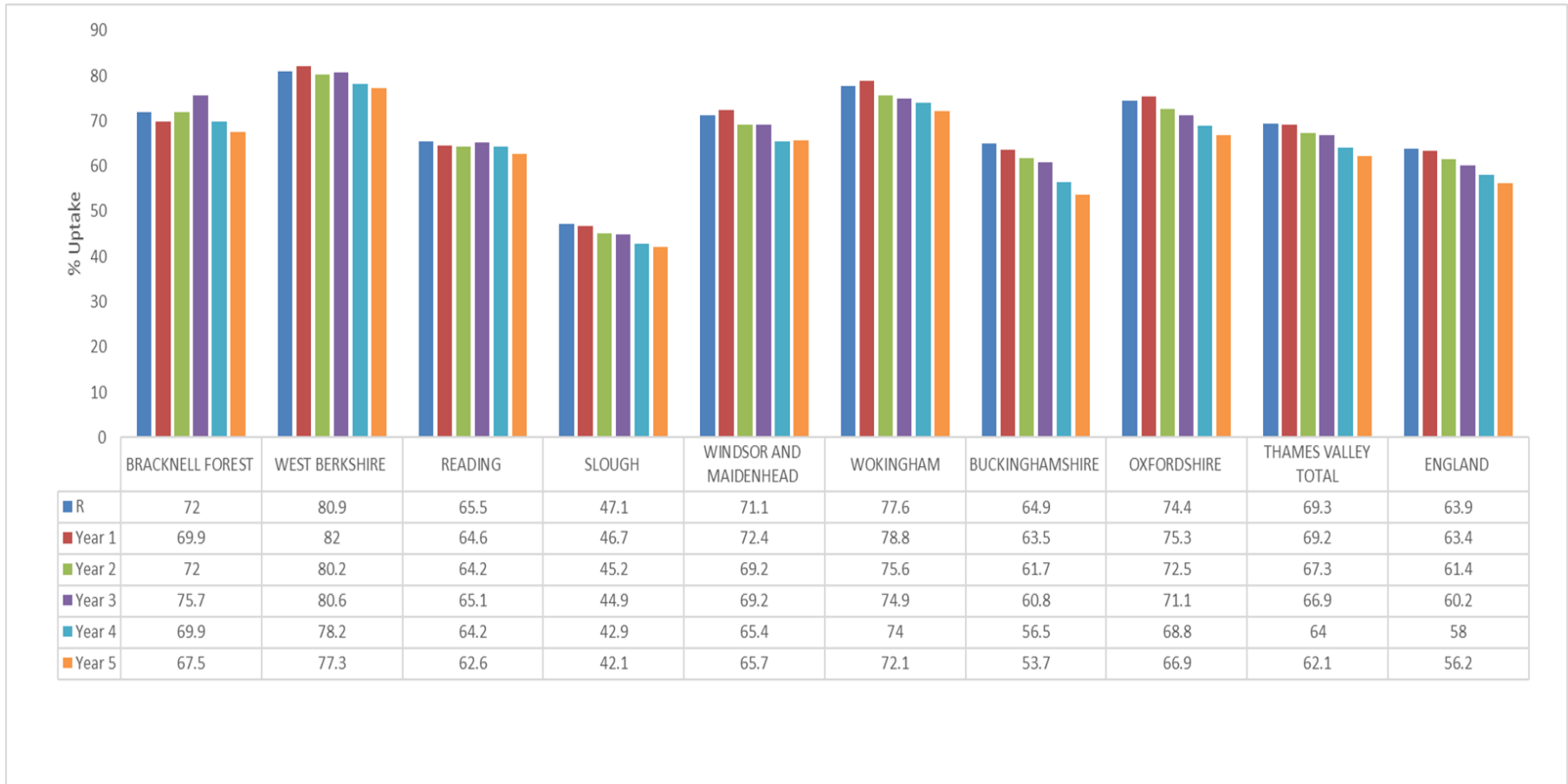


Berks = 400 schools (8 special schools)

Bucks = 200 schools (9 special schools)

Oxon = 270 schools (8 special schools)

2018-19 School age flu vaccine Performance



Data source: <https://www.gov.uk/government/statistics/seasonal-flu-vaccine-uptake-in-children-of-primary-school-age-monthly-data-2018-to-2019>

Key points from Berkshire West

- 7 outbreaks in care homes, 4 Sept-March & 3 April to May
- Berkshire West flu communications plan based on NHSE messages and aligned across LAs
- Local press and social media as well as in GP practices via TV screens
- GPs and healthcare professionals regularly updated and information shared via weekly GP bulletin
- LA teams worked with LA Staff, other services, voluntary sector and communities to promote vaccine
- Vaccine supply issues were a challenge
 - useful if CCG could have sight of number of vaccines ordered earlier in/before the season to facilitate a targeted support plan
 - Having sight of Pharmacy stock would be useful to share with practices to make sure they are directing the patients to the correct provider should they have a shortage
- Low uptake on children and under 65s at risk: It would be useful to have sight of reasons for refusing vaccination to inform action
- ImmForm data flowing from practices – how can this be improved for non-submitting practices

Lessons Learnt From The Challenges

- Vaccine availability
- Staff uptake across the system
- Getting the message across to the public particularly the at risk groups
- BCF

Lessons Learnt From What Worked Well

- CCG flu group – sharing learning and issues with each other
- Flu outbreak
- Working with GP on porcine issue
- Communication plan

Thames Valley commissioning intentions for 2019-20



Eligibility criteria

- All children aged two to ten (but not eleven years or older) on 31 August 2019
- Those aged six months to under 65 years in clinical risk groups
- Pregnant women
- People aged 65 years and over
- People in long-stay residential care homes
- Carers
- Social care and hospice workers
- Close contacts of immunocompromised individuals

*Vaccination is also recommended for frontline health and social care workers. This should be provided by their employer as part of the organisation's policy.

2019- 20 Uptake ambition

Target Group	Uptake ambition for 2019/20
Aged under 65 'at risk'	75%
Pregnant women	55%
Eligible children aged 2 years to school year 3 age	50%
School years R,1,2,3,4,5&6	An average of at least 65%
Aged 65 years and over	55%
Healthcare workers*	75%

Elements of the flu programme:

- 100% offer for all eligible groups; adults and children
- Prioritise those with chronic liver and neurological disease, including people with learning disabilities

*A Trust-level ambition to reach a minimum of 75% uptake and an improvement in every Trust

Main changes to delivery for 2019-20

- ❖ School based programme extended to include children in year 6
- ❖ 2 and 3 year old uptake increase to 50% from 48%

Commissioning in Berkshire

Cohort	Provider			
	Primary care	Pharmacy	Maternity services	BHFT
People aged 65 & over	✓	✓		
Clinical at risk groups under 65	✓	✓		
Pregnant women	✓	✓	✓	
Health and social care workers	✓	✓		
Children aged 2&3	✓			
Children in school years Reception, 1, 2, 3, 4, 5 & 6				✓
Special schools				✓

*At risk children in Reception & school years 1-6 are eligible to receive their vaccination from both primary care and school based immunisation

2019-20 Recommended vaccinations

Age group	Recommended vaccine		
children aged 2 to 17 years	Live attenuated influenza vaccine (LAIV)	* QIVe for those contraindicated	
People aged 18 to 64 years	Egg-grown quadrivalent influenza vaccine (QIVe)	Cell-based quadrivalent influenza vaccine (QIVc).	
People aged 65& over	Adjuvanted trivalent influenza vaccine (aTIV)	Cell-based quadrivalent influenza vaccine (QIVc).	

Next Steps

July

- NHS England South East (Thames Valley) Action plan and timelines
- Second part of National flu letter

August

- Local Comms Plan
- First GP briefing & final provider checks

September

- Start of Seasonal Flu Season
- Seasonal Flu training Workshops- OVG hosted
- First fortnightly stakeholder teleconference

Group Work - 1

1. Split into two groups;
 - Risk groups
 - School aged children and 2 and 3 year olds
2. Aim to get a mix of localities and job roles in your group
3. Review the uptake and learning that you have hear about this morning and identify where we might work better as a system to increase uptake and reduce variation
4. Summarise three key points to feedback later

Group Work - 2

1. Stay in your groups;
2. Thinking about NHS staff, eligible residential and domiciliary care/ hospice staff and LA staff flu vaccine offers – what actions can we take to increase uptake and reduce variation
4. Summarise one action for each of these groups to feed back later

- 1. Consider what can be done to improve uptake for people in clinical at risk groups**
 - 2. Consider what can be done to improve uptake in the children's flu programme (2-3yr and schools)**
- What can stakeholders do, including:
 - Local Authorities
 - CCGs and primary care
 - school immunisation providers
 - NHS trusts
 - Other organisations including third sector

Feedback from group work

Summing up and next steps....